

# Accessing Online Training Registration in SkillSoft

For technical assistance with SkillSoft, please contact the CU System office of [Employee Learning and Development](#).

\*Please note that SkillSoft registration is connected to the portal log-in that was used. If you are an administrator you CANNOT register for an employee with these instructions.

University of Colorado **Denver**

## PassportID Web Login

**Username**

**Password**

If you have not claimed your account:  
<https://myaccount.ucdenver.edu>

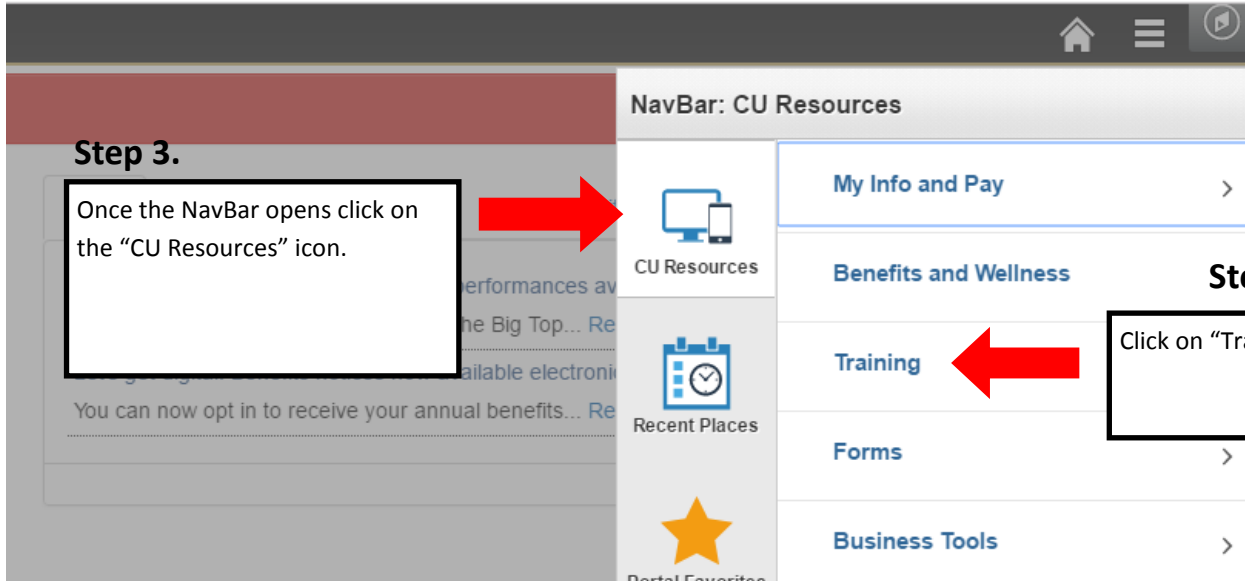
**Step 1.**

Sign into the [UCD Access](#) portal using your University username and password.

Login

## Step 2.

Once logged into UCDAccess open your NavBar by clicking on the compass on the top right corner.



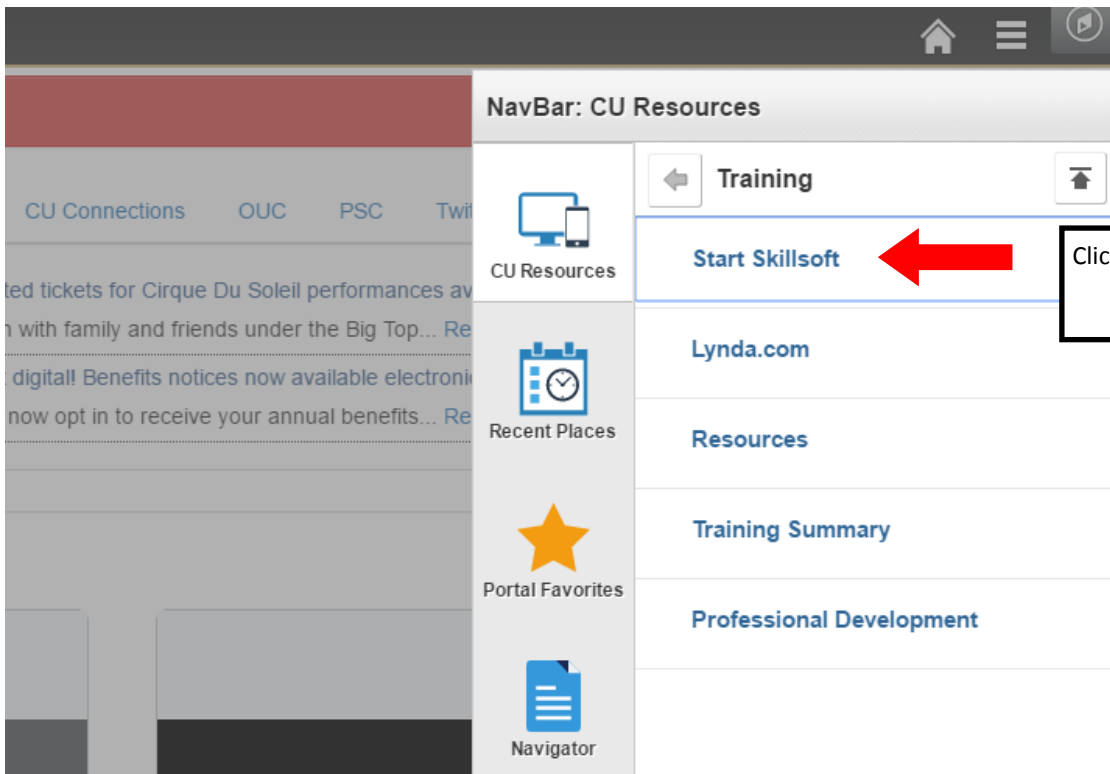
## Step 3.

Once the NavBar opens click on the "CU Resources" icon.



## Step 4.

Click on "Training".



## Step 5.

Click on "Start Skillsoft".



## Step 6.

University of Colorado Denver

Library Learning Plan

Search Content

Quick Links

- Instructor Led Training
- Learning Transcript
- Support
- Discover Skillsoft
- Admin

Upcoming Events

Instructor Led Training 86

Learn. Discover. Achieve.

## Step 7.

University of Colorado Denver

Library Learning Plan

Search Content

Enable Web Accessibility

CU Custom Content

CU Boulder

CU Denver

UCCS

Student - CU Boulder

Student - UCCS

Student - CU Denver

Skillssoft Library

Academic Advising

IT Skills

Well-being

Certification

Engineering

Government

CU Department Specific

Academic Advising - CU Boulder

ARTS - CU Denver

Athletics - CU Boulder

Facilities - CU Denver

Instructor Led Training 86

## CU Denver

 Search this category

### Categories

Students

Accessibility

Advancement

Campus Security

Clinical Research

CU Medicine: Evaluation and Management Training

CU-SIS

Environmental Health and Safety

Faculty

Finance

Grants and Contracts

HCM

HIPAA

Human Resources

Information Security and Technology

Instructor Led Training (ILT)

OLAR

## CU Denver

New Releases

You are browsing all of our **New Releases**. Select a category in the left hand menu to vi

 Custom

 Courses

 ILT



### CU: Family Medical Leave

Custom - Course: 20 Minutes



### CU: My Leave for Supervisors

Custom - Course: 30 Minutes



### CU: Campus Security Authority

Custom - Course: 45 Minutes



### CU: Accessibility in ICT

Custom - Course: 45 Minutes

### Step 8.

Click on "Human Resources" under the "Categories" section.


Cardinal Promotion Mentoring Program


Custom - Course: 30 Minutes

[VIEW MORE](#)

 **CU: Americans with Disabilities Act (ADA)** LAUNCH ▾  
Custom - Course: 30 Minutes

 **CU: Discrimination & Sexual Misconduct, CU Denver/Anschutz Medical Campus** LAUNCH ▾  
Custom - Course: 1 Hour

 **CU: Family Medical Leave** LAUNCH ▾  
Custom - Course: 20 Minutes


 **CU: Form I-9** LAUNCH ▾  
Custom - Course: 30 Minutes

 **CU: Performance Management** LAUNCH ▾  
Custom - Course: 1 Hour



**Step 9.**

Click the "Launch" button.

 **CU: Search Committee T University**  
Custom - Course: 1 Hour