

# Fatalities in a Frontier State

JULIA BRENNAN

SEPTEMBER 13, 2018

**MT** Worker Health  
Montana Occupational Health & Safety Surveillance

 Montana Department of  
**LABOR & INDUSTRY**

# *Grant Funding Disclaimer*

This presentation was prepared by the Montana Occupational Health and Safety Surveillance program in the Montana Department of Labor & Industry.

This work was funded by Grant Number 5U600H010902-04-00 from the National Institute for Occupational Safety and Health of the Centers for Disease Control and Prevention (CDC/NIOSH).

Its contents are solely the responsibility of the author and do not necessarily represent the official views of CDC/NIOSH.

# Montana – A Frontier State

- “Frontier counties” – 82% of counties in Montana
- **91% of business establishments have 1-19 employees!**



# In the beginning...



BILLINGS GAZETTE



MONTANA NEWS

TOPICAL

## Montana ranks No. 3 in the nation for deaths on the job

SAM WILSON [swilson@billingsgazette.com](mailto:swilson@billingsgazette.com) Jan 4, 2018

Montana workers died on the job at a higher rate than those in all but two other states during 2016, according to an annual report from the fe...




# Surveillance Data – Fatalities Report

- Bureau of Labor Statistics – Census of Fatal Occupational Injuries (CFOI)
- Death Certificates


What information is useful for our state?  
What do people in Montana need to know?

How do we do the best with what we have?



## Overview of Work-Related Fatalities in Montana

---




## Areas of Prevention: Work-Related Fatalities in Montana

---



- Transportation-Related Fatalities
- Agriculture, Forestry, Fishing, and Hunting Industry
- Construction Industry
- Older Workers



## Action Steps to Prevent Fatalities


---



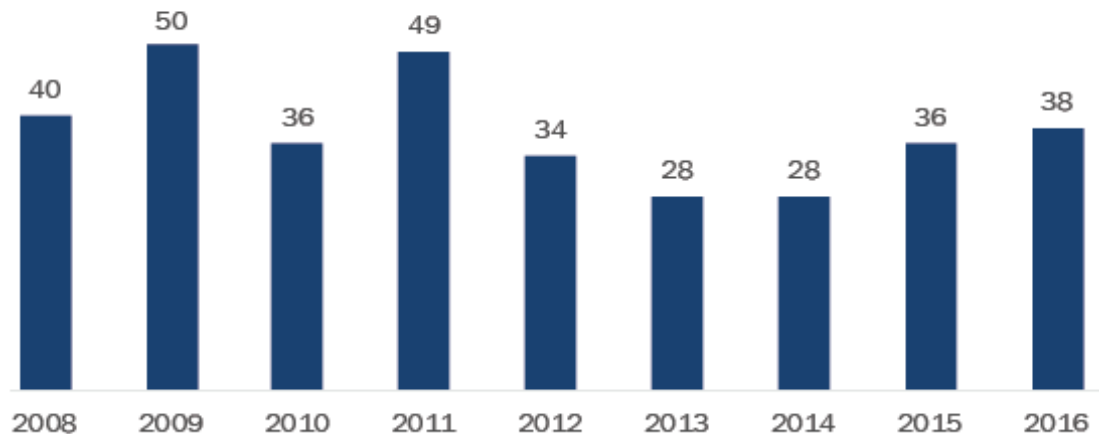
- Seat Belt Use
- Speed – Drive for the Conditions
- All-Terrain Vehicles (ATVs)
- Distracted Driving

# Work-Related Fatalities in Montana

## Data Summary

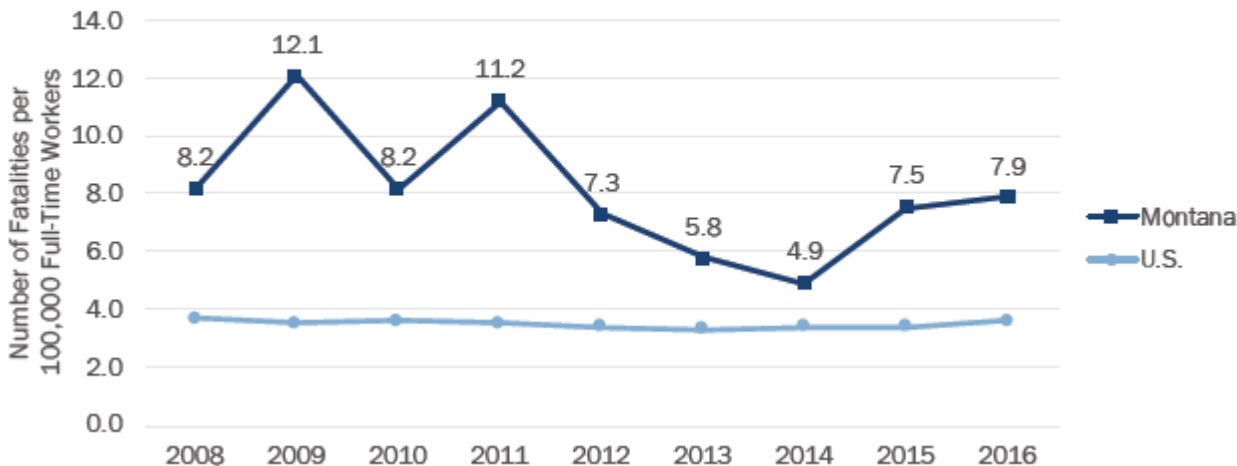


## Total Counts of Work-Related Fatalities in Montana, 2008-2016



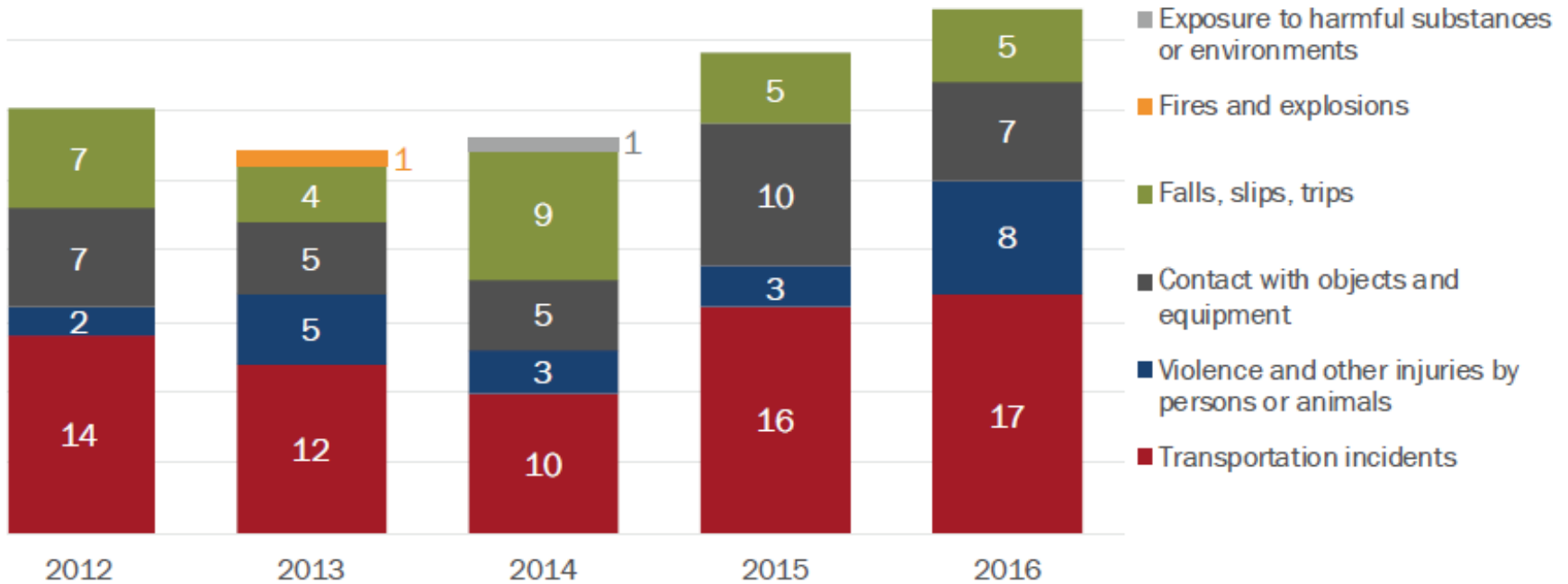
The number of work-related fatalities in Montana increased from 28 deaths in 2014 to 36 in 2015. There were 38 worker deaths in Montana in 2016.

## Rates of Work-Related Fatal Injuries per 100,000 Full-Time Workers in Montana, 2008-2016





## Counts of Work-Related Fatalities by Event or Exposure of the Fatality

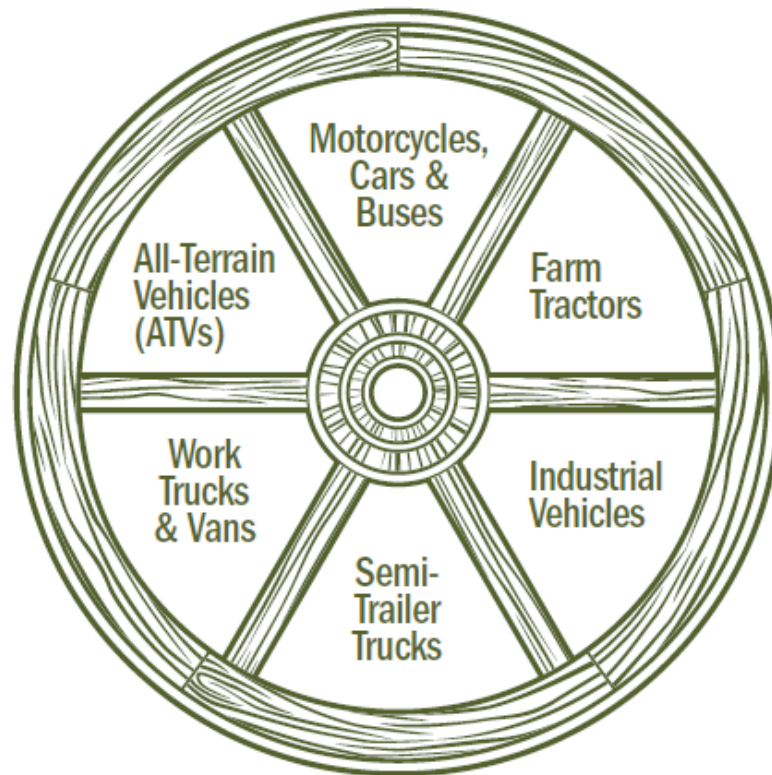


*Event or Exposure: the manner in which the fatality was inflicted by the source of the fatality.*

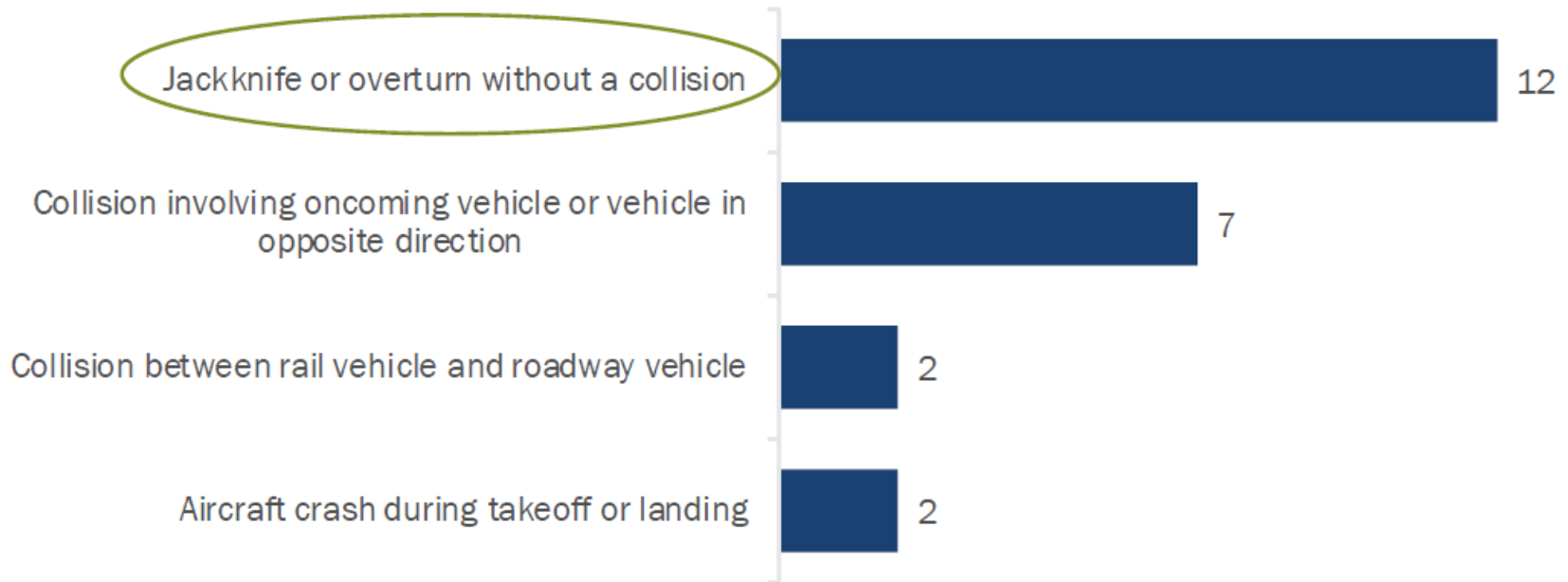
*Note: Cases may not add up to the total fatality count for each year due to data availability.*

# Transportation-Related Fatalities

- **Transportation incidents** accounted for **50% of all worker deaths** in Montana from 2004 to 2016.



## Counts of Types of Transportation Incidents Resulting in Fatalities, Montana, 2015 and 2016

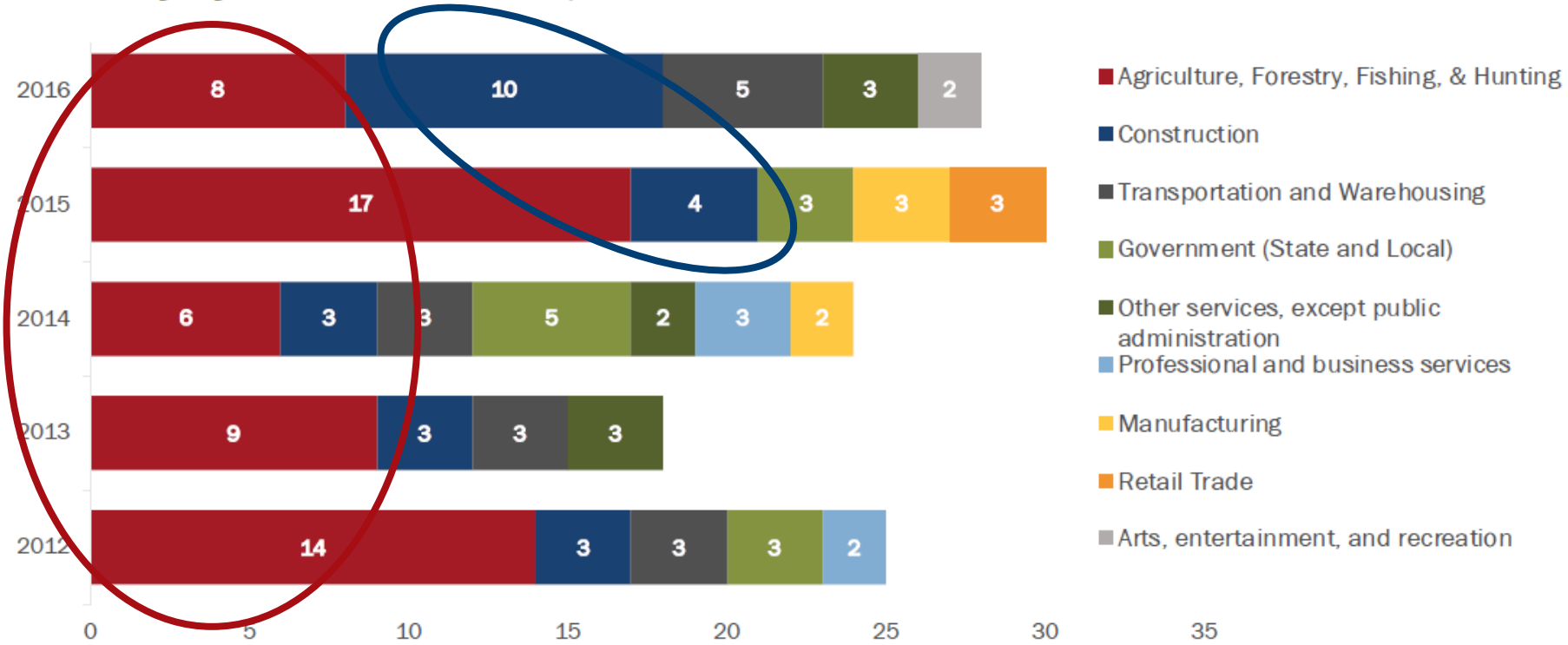


Source: Bureau of Labor Statistics Census of Fatal Occupational Injuries (types noted when available)



**Jackknife or overturns without a collision** killed the most workers in 2015 and 2016.

# Counts of Work-Related Fatalities by Industry by Year in Montana, 2012-2016



*Note: Cases may not add up to total fatality count due to availability of counts of fatalities by industry. This graph only shows industries with more than one worker death in the calendar year.*

# Agriculture Industry

- **One-third of all worker deaths** in Montana from 2012-2016 were in the Agriculture, Forestry, Fishing, & Hunting Industry.
  - Transportation incidents (44%)
    - 12 worker deaths in 2015 and 2016
  - Contact with objects and equipment (24%)
    - 5 worker deaths in 2015 and 2016



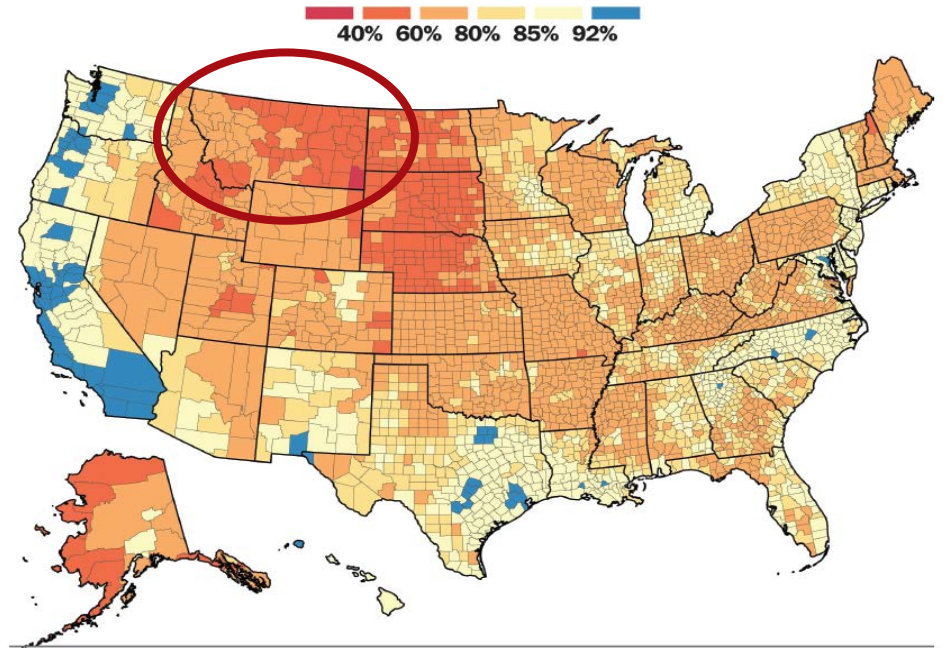
5 agriculture workers died in **ATV rollovers** from 2015-2017. 6 agriculture workers died from getting caught in or crushed by farm equipment from 2015 and 2017.

Source: Vital Statistics

# Action Steps



Seat Belt Use by County, 2012



WAPO.ST/**WONKBLOG**

Source: Sunshine, Dwyer-Lindgren, Chen, and Mokdad

Image source: Washington Post - [www.washingtonpost.com](http://www.washingtonpost.com)

**When you're behind the wheel, driving is your ONLY JOB**

Distractions often include:

- Daydreaming
- Talking on the phone
- Texting, reading emails etc
- Looking at maps
- Adjusting mirrors, seats, radio etc
- Focussing on what's on the radio
- Stress

**IDENTIFY ALL DRIVER DISTRACTIONS**

**FIND WAYS TO ELIMINATE/MINIMISE THEM**

**IMPLEMENT, MONITOR & REVIEW THEM**

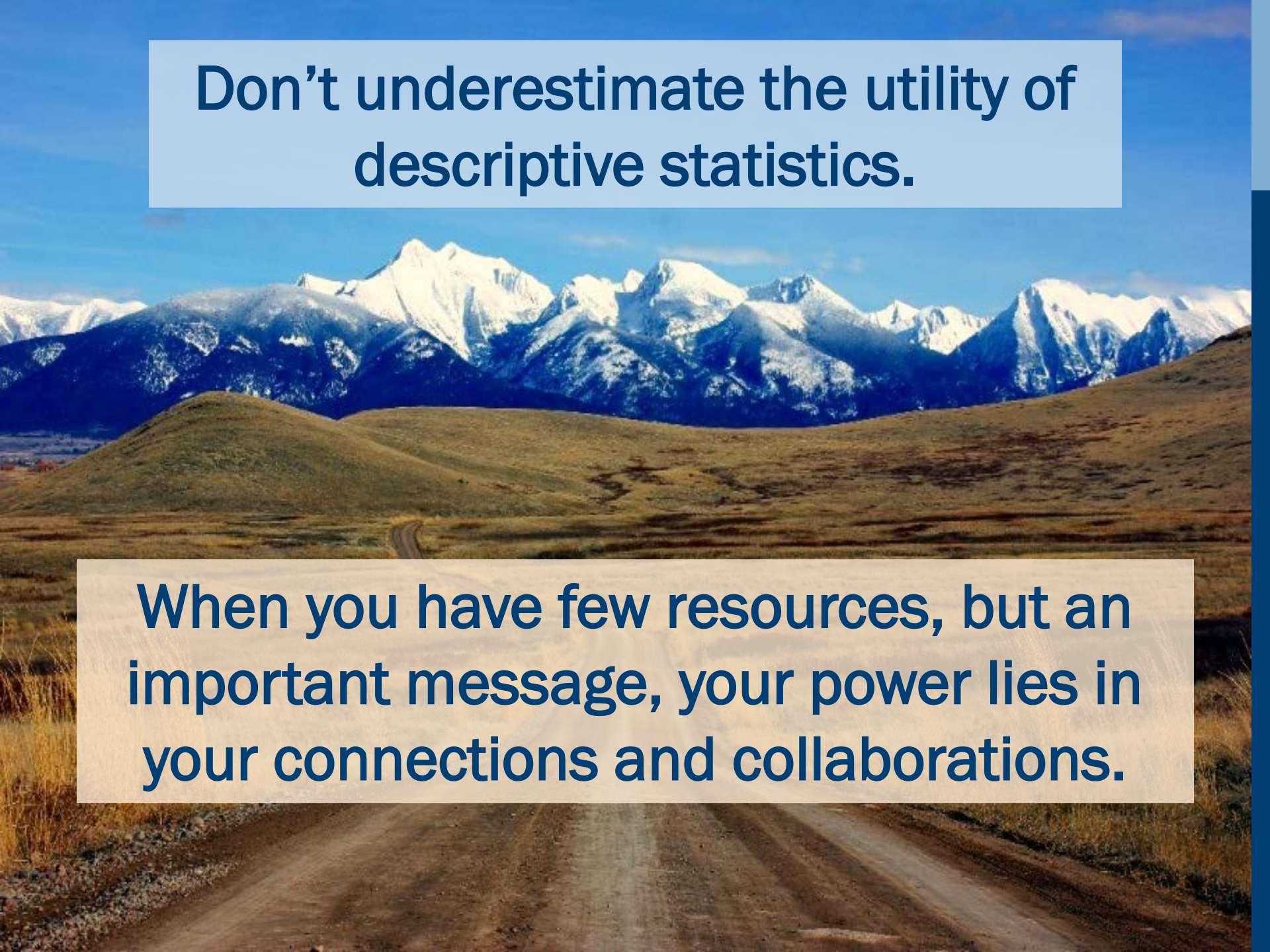
**DO NOT TEXT & DRIVE**

**DO NOT DRINK TO SEND A REPLY**



# Spread the word!





**Don't underestimate the utility of descriptive statistics.**

**When you have few resources, but an important message, your power lies in your connections and collaborations.**



# Thank you!

Julia Brennan

[jbrennan@mt.gov](mailto:jbrennan@mt.gov)

(406) 444 - 1722

Visit our program @  
[www.mtworkerhealth.com!](http://www.mtworkerhealth.com)