

Investigating Trucker Safety in Wyoming

A Project of the Occupational Health Internship Program
Summer 2017

Meredith Towle

Wyoming Department of Workforce Services

Occupational Health Interns



Amanda Gallear

Master of Public Policy, UC Berkeley, 2018
Policy & Budget Analyst, Independent
Budget Office, NYC



Nader Hashweh

BS Global & Public Health Sciences,
Cornell University, 2018
Medical Student, Saint Louis University

Background




**Trucking in the U.S.
25.2 deaths per 100,000 FTE**

Background



Wyoming 2012-2016
Transportation Industry
25% of Occupational Fatalities




Background



Trucking in the U.S.
25.2 deaths per 100,000 FTE

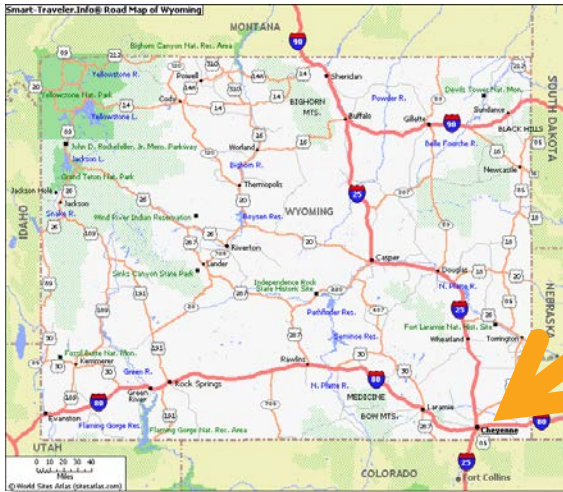
Wyoming 2012-2016
Transportation Industry
25% of Occupational Fatalities



Objectives

- * Assess driver knowledge of safe driving practices and Wyoming-specific hazards
- * Identify major safety risks & concerns
- * Identify best methods to communicate about hazards

Methods



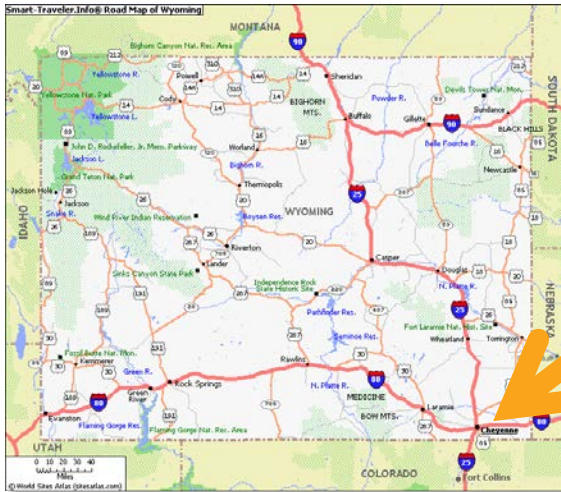
Ports of Entry:

I-80

I-25

US-85

Methods



Ports of Entry:

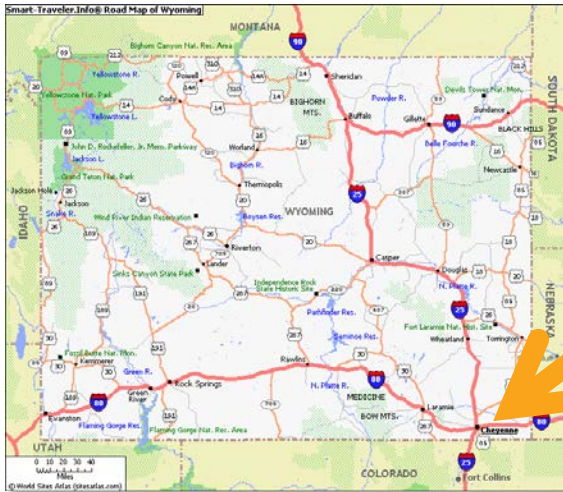
I-80

I-25

US-85



Methods




Ports of Entry:

I-80

I-25

US-85



Results – Driver Characteristics

270 Participants

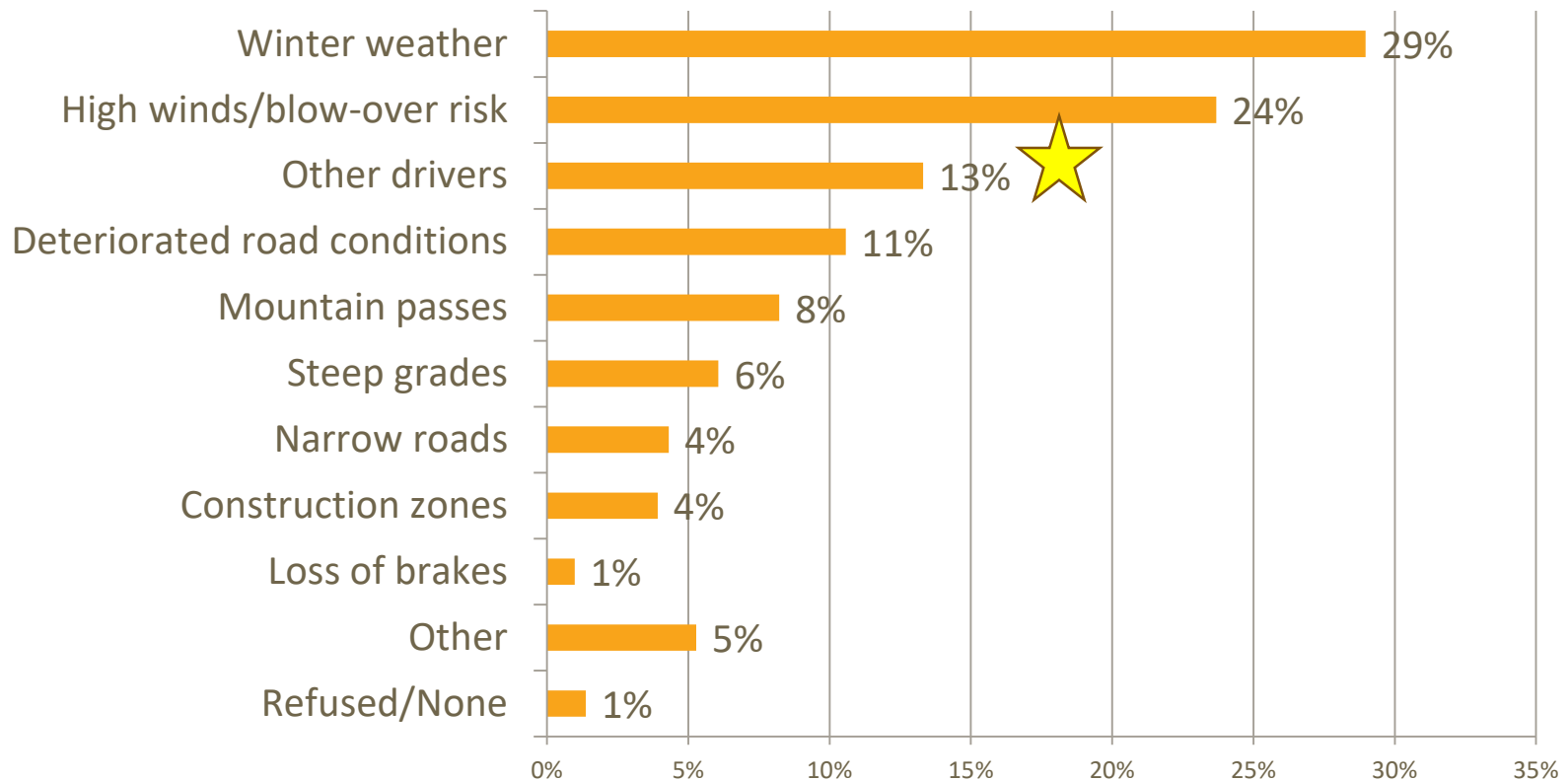
	Survey	National Estimate
Class 8 (Heavy Trucks)	90%	???
Employment Type	67 % employed for wages 33% owner-operators	???
Age	53% age 41-60	Median Age 47.2
Male	94%	89%
Experience	40 % with 21+ years	High Turnover

Results – Driver Characteristics

270 Participants

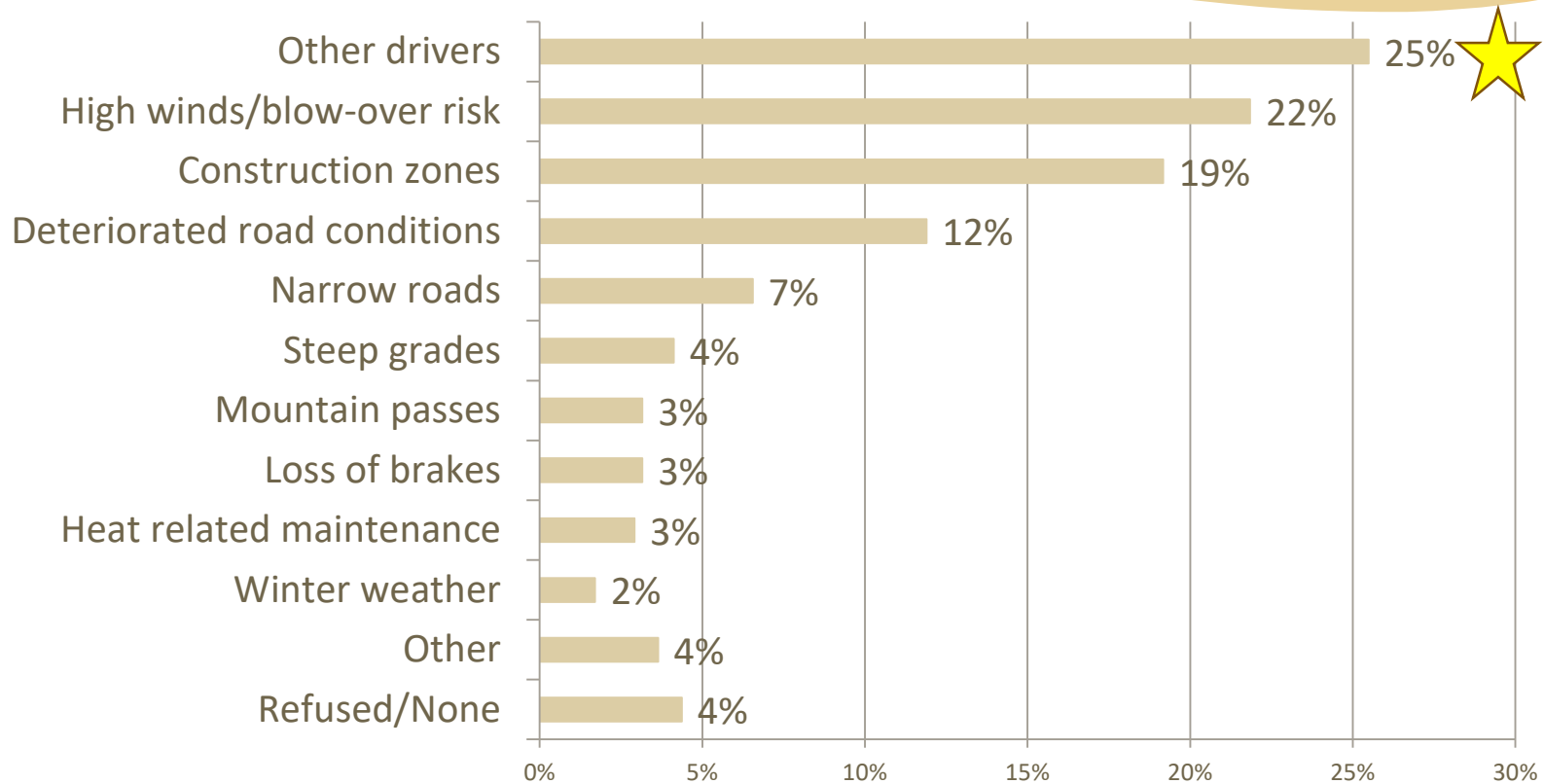
	Survey	National Estimate
Class 8 (Heavy Trucks)	90%	???
Employment Type	67 % employed for wages 33% owner-operators	???
Age	53% age 41-60	Median Age 47.2
Male	94%	89%
Experience	40 % with 21+ years	High Turnover

Top Winter Driving Hazards



N=511 responses

Top Summer Driving Hazards



N=445 responses

How often do you drive despite fatigue or bad weather?




Percent reporting “sometimes” or “often”

How often do you drive despite fatigue or bad weather?




Percent reporting “sometimes” or “often”

How often do you drive despite fatigue or bad weather?




Percent reporting “sometimes” or “often”

How often do you drive despite fatigue or bad weather?



Percent reporting “sometimes” or “often”

How often do you drive despite fatigue or bad weather?



Percent reporting “sometimes” or “often”

Crash Experiences

DOT Recordable Crash?



24%

Training or process change?



Crash Experiences

DOT Recordable Crash?



24%

Training or process change?



51%

Safety Culture & Practice

93%
Agree or
Strongly Agree

Employees and management work together to ensure the safest possible working conditions

93%
Agree or
Strongly Agree

There are no significant compromises or shortcuts taken when worker safety is at stake

93%
Agree or
Strongly Agree

Safety of workers is a high priority with management where I work.

Best Communication Methods?

25%



18%



12%



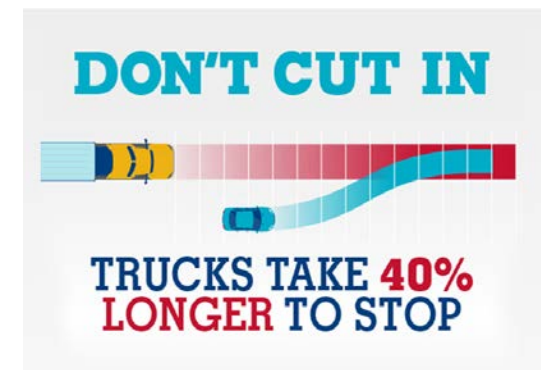
4%



N=444 responses

Recommendations

1. Public Education about trucks.
 - * Overhead sign messages
 - * Directing flyers towards the public
 - * Incorporating it in driver training curriculum
2. Re-evaluate hours of service rules. Combat unrealistic delivery deadlines.
 - * 15-30% trips violation-inducing for length, loads and schedule
(Beilock ,1995)
3. Wage policies and turnover issues.
4. More & ongoing training for drivers.



Impact: National Truck Driver Appreciation Week



CAR VS SEMI?
NO CONTEST
GIVE THEM SPACE!

Other Messages:

- * SEMIS NEED 2 FOOTBALL FIELDS TO STOP - PASS WITH CARE
- * TRUCKERS: OUR MOUNTAINS ARE NO JOKE - CHECK YOUR BRAKES
 - * WINTER IS APPROACHING - USE 511 APP FOR TRAVEL INFO
- * TRUCKERS: OUR MOUNTAINS ARE NO JOKE - CHECK YOUR BRAKES

Thanks for listening!

Acknowledgements

- * Wyoming Trucking Association
- * Wyoming Highway Patrol
- * WTA Council of Safety Supervisors
- * NIOSH National Truck Driver Survey

Contact

- * meredith.towle@wyo.gov
- * (307)-777-7671